

STEP	DESCRIPTION	ITEM NUMBER	DESCRIPTION	ITEM NUMBER
1+2	<b>Aluminum Posts</b>			
	<b>Can only be used within the Trex Signature line. Trex Signature aluminum posts fulfill steps 1 &amp; 2. If using composite post sleeves, refer to page 49.</b>		IRC Aluminum Mounting Plate & Hardware <i>For use with all Trex 2.5" Surface Mount Aluminum Posts</i>	ALPOSTHWDECK
	2.5" x 2.5" x 37" Aluminum Post—Horizontal	XXAL252537RCAP	Concrete Post Mount Kit	ALPOSTHWCONC
	2.5" x 2.5" x 43" Aluminum Post—Horizontal	XXAL252543RCAP	2.5" x 2.5" x 63" Aluminum Joist Mount Post <i>Comes with cap and skirt.</i>	XXJMNTPOST63
	2.5" x 2.5" x 53" Aluminum Post—Stair	XXAL252553RCAP		
	<i>Comes with cap and skirt.</i>		Trex Signature Fascia Mount Kit - wood framing <i>For use with Joist Mount Trex Signature Railing Post only.</i>	XXFMNTWOOD
	2.5" x 2.5" x 36" Crossover Post—Horizontal	XXAL252536RCCP		
	2.5" x 2.5" x 42" Crossover Post—Horizontal	XXAL252542RCCP		
	<i>Comes with skirt.</i>			
	2.5" x 2.5" x 37" Line Post with Premounted Brackets	BKAL252537RCAPLINE	<b>Dimensions above are nominals. See below for actuals and metrics.</b> [2.5 in x 2.5 in x 36 in (63 mm x 63 mm x 914 mm) actual dimensions] [2.5 in x 2.5 in x 37 in (63 mm x 63 mm x 939 mm) actual dimensions] [2.5 in x 2.5 in x 42 in (63 mm x 63 mm x 106 cm) actual dimensions] [2.5 in x 2.5 in x 43 in (63 mm x 63 mm x 109 cm) actual dimensions] [2.5 in x 2.5 in x 53 in (63 mm x 63 mm x 134 cm) actual dimensions] [2.5 in x 2.5 in x 63 in (63 mm x 63 mm x 160 cm) actual dimensions]	
	2.5" x 2.5" x 37" End Post with Premounted Brackets	BKAL252537RCAPEND		
	2.5" x 2.5" x 37" Corner Post with Premounted Brackets	BKAL252537RCAPCNR		
2.5" x 2.5" x 43" Line Post with Premounted Brackets	BKAL252543RCAPLINE			
2.5" x 2.5" x 43" End Post with Premounted Brackets	BKAL252543RCAPEND			
2.5" x 2.5" x 43" Corner Post with Premounted Brackets	BKAL252543RCAPCNR			
<i>Comes with cap and skirt.</i>				

STEP	DESCRIPTION	ITEM NUMBER	DESCRIPTION	ITEM NUMBER
3	<b>Rail &amp; Baluster Kit</b>			
	<i>(includes top rail, bottom rail, balusters and mounting and support hardware)</i> <i>Available in WT, BZ, and BK.</i>		6' x 36" Rail Kit w. Square Balusters—Horizontal	XXAS0636HRK
	6' x 36" Rail Kit w. Round Balusters—Stair	BKAR0636SRK	6' x 36" Rail Kit w. Square Balusters—Stair	XXAS0636SRK
	8' x 36" Rail Kit w. Round Balusters—Horizontal	BKAR0836HRK	8' x 36" Rail Kit w. Square Balusters—Horizontal	XXAS0836HRK
	8' x 36" Rail Kit w. Round Balusters—Stair	BKAR0836SRK	8' x 36" Rail Kit w. Square Balusters—Stair	XXAS0836SRK
	6' x 42" Rail Kit w. Round Balusters—Horizontal	BKAR0642HRK	6' x 42" Rail Kit w. Square Balusters—Horizontal	XXAS0642HRK
	6' x 42" Rail Kit w. Round Balusters—Stair	BKAR0642SRK	6' x 42" Rail Kit w. Square Balusters—Stair	XXAS0642SRK
	8' x 42" Rail Kit w. Round Balusters—Horizontal	BKAR0842HRK	8' x 42" Rail Kit w. Square Balusters—Horizontal	XXAS0842HRK
	8' x 42" Rail Kit w. Round Balusters—Stair	BKAR0842SRK	8' x 42" Rail Kit w. Square Balusters—Stair	XXAS0842SRK
	<b>Dimensions above are nominals. See below for actuals and metrics.</b> [4' x 36": 48 in x 36 in (122 cm x 914 mm) actual dimensions] [6' x 36": 72 in x 36 in (182 cm x 914 mm) actual dimensions] [8' x 36": 96 in x 36 in (243 cm x 914 mm) actual dimensions] [4' x 42": 48 in x 42 in (122 cm x 106 cm) actual dimensions] [6' x 42": 72 in x 42 in (182 cm x 106 cm) actual dimensions] [8' x 42": 96 in x 42 in (243 cm x 106 cm) actual dimensions]		4' x 36" Assembled Panel (Square)—Horizontal	BKAS0436HRPNL
			6' x 36" Assembled Panel (Square)—Horizontal	BKAS0636HRPNL
			8' x 36" Assembled Panel (Square)—Horizontal	BKAS0836HRPNL
		4' x 42" Assembled Panel (Square)—Horizontal	BKAS0442HRPNL	
		6' x 42" Assembled Panel (Square)—Horizontal	BKAS0642HRPNL	
		8' x 42" Assembled Panel (Square)—Horizontal	BKAS0842HRPNL	
		<i>Does not include hardware.</i>		

STEP	DESCRIPTION	ITEM NUMBER	DESCRIPTION	ITEM NUMBER
3	<b>Rail &amp; Rod Kit</b>			
	<i>(includes top rail, bottom rail, rods and mounting and support hardware)</i>		6' x 42" Black Rails & Black Rods Kit—Horizontal	BKBKROD0642HRK
	6' x 36" Black Rails & Platinum Rods Kit—Horizontal	BKPLROD0636HRK	6' x 42" Black Rails & Black Rods Kit—Stair	BKBKROD0642SRK
	6' x 36" Black Rails & Platinum Rods Kit—Stair	BKPLROD0636SRK	8' x 42" Black Rails & Black Rods Kit—Horizontal	BKBKROD0842HRK
	8' x 36" Black Rails & Platinum Rods Kit—Horizontal	BKPLROD0836HRK	8' x 42" Black Rails & Black Rods Kit—Stair	BKBKROD0842SRK
	8' x 36" Black Rails & Platinum Rods Kit—Stair	BKPLROD0836SRK	36" Rod Rail Vertical Kit—Horizontal	XX36RODHVERTK
	6' x 36" Bronze Rails & Platinum Rods Kit—Horizontal	BZPLROD0636HRK	36" Rod Rail Vertical Kit—Stair	XX36RODSVERTK
	6' x 36" Bronze Rails & Platinum Rods Kit—Stair	BZPLROD0636SRK	42" Rod Rail Vertical Kit—Horizontal	XX42RODHVERTK
	8' x 36" Bronze Rails & Platinum Rods Kit—Horizontal	BZPLROD0836HRK	42" Rod Rail Vertical Kit—Stair	XX42RODSVERTK
	8' x 36" Bronze Rails & Platinum Rods Kit—Stair	BZPLROD0836SRK	<i>Use as an accessory for cut rod rail sections.</i> <i>Available in BK and PL.</i>	
	6' x 36" Black Rails & Black Rods Kit—Horizontal	BKBKROD0636HRK	<b>Dimensions above are nominals. See below for actuals and metrics.</b> [6' x 36": 72 in x 36 in (182 cm x 914 mm) actual dimensions] [8' x 36": 96 in x 36 in (243 cm x 914 mm) actual dimensions] [6' x 42": 72 in x 42 in (182 cm x 106 cm) actual dimensions] [8' x 42": 96 in x 42 in (243 cm x 106 cm) actual dimensions]	
	6' x 36" Black Rails & Black Rods Kit—Stair	BKBKROD0636SRK		
8' x 36" Black Rails & Black Rods Kit—Horizontal	BKBKROD0836HRK			
8' x 36" Black Rails & Black Rods Kit—Stair	BKBKROD0836SRK			
6' x 42" Black Rails & Platinum Rods Kit—Horizontal	BKPLROD0642HRK			
6' x 42" Black Rails & Platinum Rods Kit—Stair	BKPLROD0642SRK			
8' x 42" Black Rails & Platinum Rods Kit—Horizontal	BKPLROD0842HRK			
8' x 42" Black Rails & Platinum Rods Kit—Stair	BKPLROD0842SRK			
6' x 42" Bronze Rails & Platinum Rods Kit—Horizontal	BZPLROD0642HRK			
6' x 42" Bronze Rails & Platinum Rods Kit—Stair	BZPLROD0642SRK			
8' x 42" Bronze Rails & Platinum Rods Kit—Horizontal	BZPLROD0842HRK			
8' x 42" Bronze Rails & Platinum Rods Kit—Stair	BZPLROD0842SRK			



XX = COLOR PREFIX

STEP	COMPONENT	DESCRIPTION	ITEM NUMBER
3	<b>Mesh Rail Kit</b> (includes top rail, bottom rail, foot block, verticals, anti-rattle gaskets, hardware and bracket pack)	6' x 36" Mesh Railing Kit—Horizontal	XXA0636PNLHRK
		6' x 36" Mesh Railing Kit—Stair	XXA0636PNLSRK
		8' x 36" Mesh Railing Kit—Horizontal	XXA0836PNLHRK
		8' x 36" Mesh Railing Kit—Stair	XXA0836PNLSRK
		6' x 42" Mesh Railing Kit—Horizontal	XXA0642PNLHRK
		6' x 42" Mesh Railing Kit—Stair	XXA0642PNLSRK
		8' x 42" Mesh Railing Kit—Horizontal	XXA0842PNLHRK
		8' x 42" Mesh Railing Kit—Stair	XXA0842PNLSRK
		36" Mesh Railing Vertical Kit—Horizontal	XX36MSHHVERTK
		36" Mesh Railing Vertical Kit—Stair	XX36MSHSVVERTK
		42" Mesh Railing Vertical Kit—Horizontal	XX42MSHHVERTK
		42" Mesh Railing Vertical Kit—Stair	XX42MSHSVVERTK
		Available in BK and BZ. Mesh infill sold separately.  <b>Dimensions above are nominals. See below for actuals and metrics.</b> [6' x 36": 72 in x 36 in (182 cm x 914 mm) actual dimensions] [8' x 36": 96 in x 36 in (243 cm x 914 mm) actual dimensions] [6' x 42": 72 in x 42 in (182 cm x 106 cm) actual dimensions] [8' x 42": 96 in x 42 in (243 cm x 106 cm) actual dimensions]	



**Glass Rail Kit**

(includes top rail, bottom rail, foot block, verticals, hardware and bracket pack)



6' Glass Railing Kit—Horizontal

XXA06HGLRK

Available in BK and WT.  
Glass infill not included. Utilizes readily available 1/4" tempered glass.

Glass can be sourced by contacting your local glazier or call **1-800 BUY-TREX** for more information.

Dimension above is nominal. See below for actual and metric.  
[6': 72 in (182 cm) actual dimension]

4	<b>Mesh Panel</b> (includes stainless steel mesh panel) For use with Trex Signature Mesh Kit.	6' x 36" Stainless Steel Mesh Panel—Horizontal	SSMESH0636HZ
		8' x 36" Stainless Steel Mesh Panel—Horizontal	SSMESH0836HZ
		8' x 42" Stainless Steel Mesh Panel—Horizontal	SSMESH0842HZ
		Universal 316 Stainless Steel Mesh Panel—Stair	SSMESHUNIVST
		<b>Dimensions above are nominals. See below for actuals and metrics.</b> [6' x 36": 64 in x 32.375 in (162 cm x 822 mm) actual dimensions] [8' x 36": 88 in x 32.375 in (223 cm x 822 mm) actual dimensions] [8' x 42": 88 in x 38.375 in (223 cm x 974 mm) actual dimensions] [Universal 316: 108.1875 in x 36.1875 in (274 cm x 919 mm) actual dimensions]	



DESCRIPTION	ITEM NUMBER	DESCRIPTION	ITEM NUMBER
-------------	-------------	-------------	-------------

**ACCESSORY**

**Trex Signature Bracket Templates**

Bracket Template—Horizontal (36" and 42") - Composite Sleeve

Bracket Template—Horizontal (36" and 42") - 2.5" Aluminum Post



SIGTEMP4X4SLEEVE

SIGTEMPIRCPOST

Cocktail Rail Bracket (10/pack)

Fixed Bracket—Horizontal (4/pack)  
Fixed Bracket—Stair (4/pack)

Tabless Fixed Bracket—Horizontal (4/pack)

Swivel Bracket—Horizontal (2/pack—1 top, 1 bottom)  
Swivel Bracket—Stair (2/pack—1 top, 1 bottom)

2.5" Crossover Bracket—Horizontal (1/pack)

2.5" Swivel Crossover Bracket—Stair (1/pack)

Compound Swivel Bracket (2/pack—1 top, 1 bottom)

Aluminum Foot Block

Touch-up Pen

XXCTBKAL10PK

XXFHBKTAL  
XXFSBKAL

XXFHBKTALPNL

XXSWHBKTAL  
XXSWSBKTAL

XX25FHCBKTAL

XX25RCSWSCBKAL

XXCPDSWBKTAL

XXALFTBLK

XXTOUCHUPPEN


XX = COLOR PREFIX


WT Classic White    BZ Bronze    BK Charcoal Black    SS Stainless Steel

# Trex Transcend® Railing

Transcend is either a 3-step or 5-step process. Choose Trex post sleeves, caps and skirts (steps 1 & 2), then choose a rail kit (step 3). OR choose each component individually for a custom design (steps 3a, 3b, 4 & 5).


STEP	COMPONENT	DESCRIPTION	ITEM NUMBER	COLOR	
3	<b>Rail &amp; Square Composite Baluster Kit</b> <i>(includes Crown top rail, Universal bottom rail, square composite balusters, baluster spacers, adjustable foot block and mounting hardware)</i>  <i>Color option indicates rails and balusters.</i>	6' x 36" Rail & Baluster Kit—Horizontal	XX0636HRK	WT, BK, VL	
		6' x 36" Rail & Baluster Kit—Stair	WT0636SRK	WT	
		8' x 36" Rail & Baluster Kit—Horizontal	XX0836HRK	WT, BK, VL	
		8' x 36" Rail & Baluster Kit—Stair	XX0836SRK	WT, BK, VL	
		6' x 42" Rail & Baluster Kit—Horizontal	XX0642HRK	WT, BK, VL	
		8' x 42" Rail & Baluster Kit—Horizontal	XX0842HRK	WT, BK, VL	
		8' x 42" Rail & Baluster Kit—Stair	XX0842SRK	WT, BK, VL	
					

	<b>Rail &amp; Round Aluminum Baluster Kit</b> <i>(includes Crown top rail, Universal bottom rail, round aluminum balusters, baluster spacers, adjustable foot block and mounting hardware)</i>  <i>Color option indicates rails. Round aluminum balusters come in BK.</i>	6' x 36" Rail & Baluster Kit—Horizontal	XXRD0636HRK	WT, BK, VL
		8' x 36" Rail & Baluster Kit—Horizontal	XXRD0836HRK	WT, BK, VL
		8' x 36" Rail & Baluster Kit—Stair	XXRD0836SRK	WT, BK, VL
		6' x 42" Rail & Baluster Kit—Horizontal	XXRD0642HRK	WT, BK, VL
		8' x 42" Rail & Baluster Kit—Horizontal	XXRD0842HRK	WT, BK, VL
		8' x 42" Rail & Baluster Kit—Stair	XXRD0842SRK	WT, BK, VL
				

	<b>Cocktail Rail &amp; Round Aluminum Baluster Kit</b> <i>(includes Universal top/bottom rails, round aluminum balusters, baluster spacers, adjustable foot block and mounting hardware)</i>  <i>Round aluminum balusters come in BK. Only Trex Transcend and Select deck boards can be used for cocktail rail application.</i>	6' x 36" Cocktail Rail & Baluster Kit—Horizontal	WTRD0636HRKCKTL	WT
		8' x 36" Cocktail Rail & Baluster Kit—Horizontal	WTRD0836HRKCKTL	WT
		8' x 36" Cocktail Rail & Baluster Kit—Stair	WTRD0836SRKCKTL	WT
		<b>Dimensions above are nominals. See below for actuals and metrics.</b> 6' x 36": 67.5 in x 36 in (171 cm x 914 mm)    8' x 36": 91.5 in x 36 in (232 cm x 914 mm) 6' x 42": 67.5 in x 42 in (171 cm x 106 cm)    8' x 42": 91.5 in x 42 in (232 cm x 106 cm)		
				

OR choose each component individually for a custom design (steps 3a, 3b, 4 & 5).

STEP	COMPONENT	DESCRIPTION	ITEM NUMBER
3a	<b>Top Rail</b> <i>Universal top rail is used for cocktail rail applications.</i>	6' Crown Top Rail	XXCROWNTR06
		8' Crown Top Rail	XXCROWNTR08
		6' Universal Top/Bottom Rail	XXUNIVTBR06
3b	<b>Bottom Rail</b>	8' Universal Top/Bottom Rail	XXUNIVTBR08
		6' Universal Top/Bottom Rail	XXUNIVTBR06
		8' Universal Top/Bottom Rail	XXUNIVTBR08
<i>[6' Rail: 67.5 in (171 cm) actual length; 8' Rail: 91.5 in (232 cm) actual length]</i>			

4	<b>Balusters</b> <b>See chart below for number of balusters needed to complete each railing section.</b>	Square Composite Balusters for 36" Rail Height (16/pack)	XX020230SBK	
		Square Composite Balusters for 42" Rail Height (16/pack)	XX020236SBK	
		Round Aluminum Balusters for 36" Rail Height (20/pack)	XXTA30RBK	
		Round Aluminum Balusters for 42" Rail Height (20/pack)	XXTA36RBK	
		<b>Dimensions above are nominals. See below for actuals and metrics.</b> 6' Rail: 67.5 in (171 cm) 8' Rail: 91.5 in (232 cm) Composite 36" Baluster: 1.418 in x 1.418 in x 30.375 in (36 mm x 36 mm x 771 mm) Composite 42" Baluster: 1.418 in x 1.418 in x 36.375 in (36 mm x 36 mm x 923 mm) Aluminum 36" Baluster: .75 in x 30.25 in (19 mm x 768 mm) Aluminum 42" Baluster: .75 in x 36.25 in (19 mm x 920 mm)		
				
		<b>Aluminum balusters are only available in BK, WT, BZ.</b>		

## XX = COLOR PREFIX


### Composite Colors

WT Classic White    GP Gravel Path    TH Tree House  
 BK Charcoal Black    RS Rope Swing    VL Vintage Lantern

### Aluminum Colors

WT Classic White    BK Charcoal Black  
 BZ Bronze


# Trex Transcend® Railing

STEP	COMPONENT	DESCRIPTION	ITEM NUMBER
5	<b>Accessory Infill Kit</b> <i>(includes, baluster spacers, adjustable foot block and mounting hardware)</i>  <p>Dimensions above are nominals. See below for actuals and metrics.                      6': 67.5 in (171 cm)                      8': 91.5 in (232 cm)</p>	6' Accessory Infill Kit for Square Composite Balusters—Horizontal 6' Accessory Infill Kit for Square Composite Balusters—Stair 8' Accessory Infill Kit for Square Composite Balusters—Horizontal 8' Accessory Infill Kit for Square Composite Balusters—Stair  6' Accessory Infill Kit for Round Aluminum Balusters—Horizontal 6' Accessory Infill Kit for Round Aluminum Balusters—Stair 8' Accessory Infill Kit for Round Aluminum Balusters—Horizontal 8' Accessory Infill Kit for Round Aluminum Balusters—Stair  6' Glass Panel Accessory Infill Kit	XXSQHIK06 XXSQSIK06 XXSQHIK08 XXSQSIK08  XXRDHIK06 XXRDSIK06 XXRDHIK08 XXRDSIK08  XXGLIK06

DESCRIPTION	ITEM NUMBER	DESCRIPTION	ITEM NUMBER
<b>ACCESSORY</b>			
Trex Transcend Bracket Template Bracket Template—Horizontal (36" and 42") - Composite Sleeve	TSCTEMP4X4SLEEVE	Mounting Hardware for Cut Rails—Horizontal Mounting Hardware for Cut Rails—Stair	XXHZACCYKIT XXSTACCYKIT
Foot Block	XXFTBLKPC	Transcend RSB Bracket Pack—Horizontal (24/box) Transcend RSB Bracket Pack—Stair (24/box)	TSHBRACKET TSSBRACKET
		0 Degree Rail Gasket Pack—Horizontal 0 Degree Rail Gasket Pack—Stair	XX00HGASK XX00SGASK
		22.5 Degree Gasket Pack	XX22HGASK
		45 Degree Birdsmouth Gasket Pack (for 4x4)	XX45RSBADAPK
		45 Degree Gasket Pack (for 6x6)	WT45HGASK

# Trex Select® Railing

Trex Select is a 3-step process. Choose Trex post sleeves, caps and skirts (steps 1 & 2) and a rail kit (step 3).

STEP	COMPONENT	DESCRIPTION	ITEM NUMBER
3	<b>Rail &amp; Round Aluminum Baluster Kit</b> <i>(includes top rail, bottom rail, round aluminum balusters, adjustable foot block and hardware pack)</i>  <p>Available in WT rails with aluminum balusters in BK.</p> <p>Dimensions above are nominals. See below for actuals and metrics.                      6' x 36": 67.5 in x 36 in (171 cm x 914 mm)                      6' x 42": 67.5 in x 42 in (171 cm x 106 cm)                      8' x 36": 91.5 in x 36 in (232 cm x 914 mm)                      8' x 42": 91.5 in x 42 in (232 cm x 106 cm)</p>	6' x 36" Rail & Baluster Kit—Horizontal 6' x 36" Rail & Baluster Kit—Stair  8' x 36" Rail & Baluster Kit—Horizontal 8' x 36" Rail & Baluster Kit—Stair  6' x 42" Rail & Baluster Kit—Horizontal 8' x 42" Rail & Baluster Kit—Horizontal 8' x 42" Rail & Baluster Kit—Stair	WTRD0636HSELK WTRD0636SSELK  WTRD0836HSELK WTRD0836SSELK  WTRD0642HSELK WTRD0842HSELK WTRD0842SSELK

<b>ACCESSORY</b>	Mounting Hardware for Cut Rails—Horizontal (10 kits/box) Mounting Hardware for Cut Rails—Stair (10 kits/box)		BKENHZBKT BKENSTBKT
	Trex Select 8' Aluminum Rail Stiffener		SELALRAILSTIFFENER

## XX = COLOR PREFIX

### Composite Colors

WT Classic White  
BK Charcoal Black

GP Gravel Path  
RS Rope Swing

TH Tree House  
VL Vintage Lantern

### Aluminum Colors


WT Classic White  
BZ Bronze

BK Charcoal Black


## Trex Aluminum ADA Compliant Handrail

COMPONENT	ITEM NUMBER
1.375 in x 8 ft (34 mm x 243 cm) Hand Rail	XXALADARAIL8
Wall Return 90°	XXALADA90WR2G
Wall Mount	XXALADAWMNT2G
Corner Mount	XXALADAICORNER2G
Post Return ("Candy Cane")	XXALADA18OCCANE
5° Elbow	XXALADA05ELB
31° Elbow	XXALADA31ELB
34° Elbow	XXALADA34ELB
36° Elbow	XXALADA36ELB
90° Inside/Outside Elbow	XXALADA90ELB2G
Adjustable ADA Elbow	XXALADAADJELB
Straight 4 in (101 mm) Internal Connector	XXALINTCONN
Inline Rail Termination Adapter	XXALADAINLINE
Rail End Cap	XXALADACAP
Aluminum Collar	XXALADACLR

All Trex ADA handrail components are made of powder-coated aluminum. For detailed installation instructions, visit [trex.com/2021](https://www.trex.com/2021)



- 1 36° Elbow
- 2 Wall Mount
- 3 Aluminum Collar



- 4 Wall Return 90°
- 5 Hand Rail



## Trex Aluminum Gates

COMPONENT	DESCRIPTION	ITEM NUMBER
Gate Rail Kit	36" Rail Height, Square Balusters, Adjustable up to 48" wide opening 36" Rail Height, Round Balusters, Adjustable up to 48" wide opening 42" Rail Height, Square Balusters, Adjustable up to 48" wide opening 42" Rail Height, Round Balusters, Adjustable up to 48" wide opening <i>[Actual height 36" Rail: 36 in (914 mm); 42" Rail: 42 in (106 cm) Actual width is 47.5 in (120 cm) but can be cut to fit any width.]</i>	XX36SQADJGATE XX36RDADJGATE XX42SQADJGATE XX42RDADJGATE
Hardware Pack	2 Adjustable Self-Closing Hinges 1 Locking Hasp With Keys Hardware for attachment to wood post with composite sleeve or aluminum posts	BKGATEHW


Available in all aluminum colors (Charcoal Black, Bronze and Classic White). When ordering, refer to prefix codes at the bottom of this page.

### Hardware Pack



## Trex Hideaway® Hidden Fastening System

COMPONENT	DESCRIPTION	ITEM NUMBER
Universal Fastener (glass-filled nylon)	50 sq. ft (4.6 sq. m) box 500 sq. ft (46.5 sq. m) bucket	UNIVCONCLIP DA00002
Universal Starter Clip	400 sq. ft (37 sq. m) bag	UNIVSTARTCLIP
Router Bit	Router Bit	ROUTBIT



### XX = COLOR PREFIX

WT Classic White    BZ Bronze    BK Charcoal Black