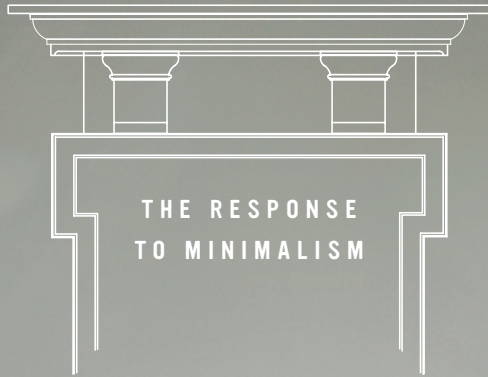









— a whole-room concept —

CLASSICAL COLONIAL



						
BASE	CASING	BACK BAND	CHAIR RAIL	CROWN	CROWN	CROWN
1 ³ / ₁₆ " x 7 ¹ / ₄ "	3/4" x 5 ¹ / ₂ "	7/8" x 1 ³ / ₄ "	1 ⁵ / ₈ " x 2 ¹ / ₄ "	1 ⁵ / ₈ " x 4"	3/4" x 4 ⁵ / ₁₆ "	3/4" x 3 ⁹ / ₁₆ "
WOBM001	WOCSS001	WOBBS001	WOCH001	WOCM003	WOCM002	WOCM001

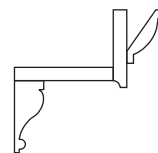
HISTORICAL BACKGROUND: 1725-1820

The Classical Colonial Style captures the feel of the 18th century. Designed after the historic William Gibbes House in Charleston, South Carolina, where the rooms and walls are symmetrical, balanced and perfectly proportionate.



WINDSORONE
CRAFTSMANSHIP PAYS


The WindsorONE Classic American Molding Collection, WindsorONE.com or call us at 888.229.7900



cornice buildup:
WOCM001
WOCM002
1x6 S4SSE
WOCM003



chair rail:
WOCH001



casing buildup:
WOCM001
WOBB001



base:
WOBM001