



# GREEK REVIVAL








& OTHER FLOOR TO CEILING OPTIONS INSPIRED BY GREEK PROFILES

IDEA BOOKS *by*  WINDSORONE



# GREEK REVIVAL

Ref. no. WOGRK001










	BASE	WOBM002
	CASING	WOCS007
	COVE	WOCV001
	BACK BAND	WOBB002
	STOOL	WOWS001
	CROWN	WOCM004
	BOARD	1x2 S4SSE

1820-1840: Based on the ellipse rather than the circle, this style was founded on the principles of classic Greek architecture. This style flourished as American builders, fueled by patriotism, moved away from more traditional English styles. The style to the right is historically accurate. It can be improvised upon by scaling up the beaded casing (see Greek #8 & #9) and adding buildups to the crown & base. Full elevation drawings available at WindsorONE.com




# GREEK #8 SCALED REVIVAL

Ref. no. WOGRK008











	BASE	1x6 S4SSE
	CASING	WOCS008
	COVE	WOCV001
	BACK BAND	WOBB002
	STOOL	WOWS001
	CROWN	WOCM004
	STOP	WOST004
	BOARD	1x2 S4SSE
	PLINTH*	5/4x8 S4SSE

(See Greek Revival description)



# GREEK #9 SCALED REVIVAL

Ref. no. WOGRK009

	BASE	1x8 S4SSE
	CASING	WOCS009
	COVE	WOCV001
	BACK BAND	WOBB002
	STOOL	WOWS001
	CROWN	WOCM004
	STOP	WOST004
	PICTURE MOLD	WOPM004
	BOARD	1x2 S4SSE
	PLINTH*	5/4x10 S4SSE







(See Greek Revival description)




1 \*See WindsorONE.com for Custom Plinth block suggestions photos: 1. Greek #9 door casing 2. Greek #8 casing detail 3. Greek #9 casing detail

# BULLNOSE WITH GREEK

Ref. no. WOGRK003

	BASE	1x6 S4SSE
	CASING	WOC008
	CAP	WOWC003
	BACK BAND	WOBB002
	CROWN	WOMC004
	BOARD	1x2 S4SSE

## TRY IT WITH V-GROOVE BOARDS

 23/32x5-1/2 WOTG















Clean bold trim with fine details; the WOWC003 cap around window & door casings softens the look. Try it with v-groove boards as wainscoting, wall skinning or ceiling lid.



# GRAND FRIEZE & CAP

Ref. no. WOGRK005

Note: HIGH SKILL level installation

	CROWN	WOCM004
	STOP MOLDING	WOST004
	PICTURE MOLD	WOPM004
	HEADER CAP	WOHC001
	STOP MOLDING	WOST001
	CASING	WOBM002
	BAND MOLDING	WOBB002
	WINDOW STOOL	WOWS001
	COVE	WOCV001
	FRIEZE**	1x8 S4SSE
	APRON	1x5 S4SSE
	BASE	1x8 S4SSE
	BASE SHOE	WOBS001
	PLINTH*	1x6 S4SSE

Larger scale moldings for grand spaces. Try it with a coffered ceiling see the next page 6 for an example or search online at WindsorONE.com/ideas.














# CROSSETTED


## W/ GREEK PROFILES

Ref. no. WOGRK004

Note: HIGH SKILL level installation

	CROWN	WOCM004
	STOP	WOST004
	PICTURE MOLD	WOPM004
	CASING	WOCs009
	BOARD	1x2 S4SSE
	BACK BAND	WOBB002
	STOOL	WOWS001
	APRON	WOCs008
	COVE	WOCV001
	BASE	1x8 S4SSE
	PLINTH*	5/4x10 S4SSE & 1x3 S4SSE

### TRY IT WITH BEADBOARD

	3/4x5-3/8	WOBC6
---	-----------	-------

On the door image, the crossetted section is shown at 14" tall with an 80" door. Make it your own and play with the proportion of the crossetting, add or remove plinth blocks, etc.














# SPLAYED

## TEMPLE STYLE

Ref. no. WOGRK007

Note: HIGH SKILL level installation

	CROWN	WOCM004
	STOP MOLDING	WOST004
	PICTURE MOLD	WOPM004
	BOARD	1x2 S4SSE
	BAND MOLDING	WOBB002
	CASING**	1x8 S4SSE
	COVE	WOCV001
	WINDOW STOOL	WOWS001
	APRON	1x5 S4SSE
	BASE	5/4x8 S4SSE
	PLINTH	5/4x8 S4SSE

Layers of history are to be found with this splayed casing style. Based off trim in the Historic Wycoff-Burlew Greek Revival home in upstate New York. From there, the inspiration goes back even further as drawings of the side doors on the Parthenon featured a similar splayed look.





1.



2.

1. Mantel with Greek profiles WOGRKMT03 2. Splayed Mantel WOGRKMT02 4



# A WHOLE HOUSE SOLUTION

While door and window casings are often used as a starting point to figure out a home's moldings. A complete trim package includes not only crowns, cornices and bases but mantels and ceiling & wall treatments as well. WindsorONE has you covered from the interior to the exterior of your home, with all your trim needs. You can always find more inspiration at the idea gallery, [WindsorONE.com/ideas](http://WindsorONE.com/ideas).



**MOLDINGS  
ARE TRADITIONAL.**

**TRIM BOARDS,  
TONGUE & GROOVE  
SHIPLAP ARE  
AVAILABLE IN  
PROTECTED**

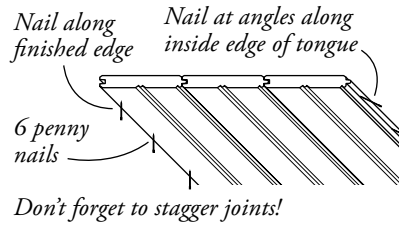
*with a*

**30  
YEAR**

**WARRANTY\***

Durable for the exterior and safe to use on the interior with Gold Indoor Air Quality Rating.

**INSTALLATION  
SIMPLIFIED\*:**



**8%** Be sure to acclimate  
**14%** material to the environment.<sup>1</sup> Exterior in-use moisture content is approx 14%. Interior in-use moisture content is approx 8%.

**1** To learn more about moisture content & wood movement, visit the link: [WindsorONE.com/moisturecontrol](http://WindsorONE.com/moisturecontrol). Also check with your regional area for recommended approx moisture content.



\*Warranty based on proper installation, visit [WindsorONE.com/install](http://WindsorONE.com/install) or call 888.229.7900 for more info 7



**WINDSORONE**  
TRADITIONAL BOARDS



**BUILD  
AMERICA**

Manufactured in the U.S.A.,  
craftsmanship from  
Willits, CA & Surry, VA.



**HEALTH STARTS  
AT HOME**

Gold Indoor Air Quality  
Rating with a 30 yr warranty\*  
against rot, insects and mold.



**CRAFTSMANSHIP  
PAYS**

Show off the detail work  
on your projects and  
generate more referrals.

**DETAIL**

- WOSP001 7/8" x 1 1/4"
- WOPM004 3/4" x 1 3/4"
- WOST001 7/16" x 1 1/16"
- WOST004 1/2" x 1 7/8"
- WOCV001 3/4" x 7/8"
- WOBS001 1/2" x 3/4"
- WOBB001 7/8" x 1 3/4"
- WOBB002 3/4" x 3/4"

**CASINGS**

- WOCS001 3/4" x 5 1/2"
- WOCS003 3/4" x 4 1/4"
- WOCS005 1 3/16" x 4 3/8"
- WOCS007 3/4" x 3 1/2"

**CROWNS**

- WOCM001 3/4" x 3 19/32"
- WOCM004 1 1/16" x 4"
- WOCM005 3/4" x 4 3/16"
- WOCM006 3/4" x 4 1/4"

**APRONS**

- WOCS004 3/4" x 3 9/16"
- WOCS006 3/4" x 3 9/16"
- WOCS007 3/4" x 3 1/2"

**CAPS**

- WOHC001 1 5/16" x 2 1/4"
- WOWC002 1 1/8" x 3"
- WOWC003 1 3/4" x 1 3/8"
- WOWC006 1 5/8" x 2 5/8"

**BASES**

- WOBM001 1 3/16" x 7 1/4"
- WOBM002 3/4" x 5 1/2"
- WOBM003 3/4" x 7 1/4"
- WOBM004 3/4" x 7 1/4"
- WOPB001 1 3/8" x 8"

**STOOLS**

- WOWS001 1 1/16" x 4 1/2"
- WOWS002 1 1/16" x 4 1/4"

**BEADED CASING**

- WOCS007 3/4" x 3 1/2"
- WOCS008 3/4" x 4 1/4"
- WOCS009 3/4" x 5 1/4"
- WOCS010 3/4" x 3 1/2"

**SPECIALTY**

- WOCH001 1 5/8" x 2 1/4"
- WOCM002 3/4" x 4 5/16"
- WOCM003 1 5/8" x 4"

**NICKEL GAP  
WITH 3/16" GAP**

- WOSN6 3/4" x 5 1/2"
- WOSN8 3/4" x 7 1/4"

Specialty Boards come in:

- TRADITIONAL OR
- PROTECTED



**WINDSORONE  
PROTECTED**  
30-YR WARRANTY\*

**SHIPLAP  
REVERSIBLE**

- WORS6 3/4" x 5 1/2"
- WORS8 3/4" x 7 1/4"

**TONGUE & GROOVE**

- SPBC4 9/16" x 3 5/16"
- SPBC6 23/32" x 5 1/2"
- WOBC6 3/4" x 5 3/8"
- SPBC8 23/32" x 7 1/4"
- WOTG 23/32" x 5 1/2"
- 230 1 1/16" x 7 1/2"
- plantation 3/4" x 5 1/2"

**TONGUE & GROOVE**

- SPBC4 9/16" x 3 5/16"
- SPBC6 23/32" x 5 1/2"
- WOBC6 3/4" x 5 3/8"
- SPBC8 23/32" x 7 1/4"
- WOTG 23/32" x 5 1/2"

ONLY PROTECTED BOARDS  
HAVE A 30-YR WARRANTY\*

\*BASED ON PROPER INSTALLATION, learn more at [WindsorONE.com/install](http://WindsorONE.com/install) or call 888.229.7900