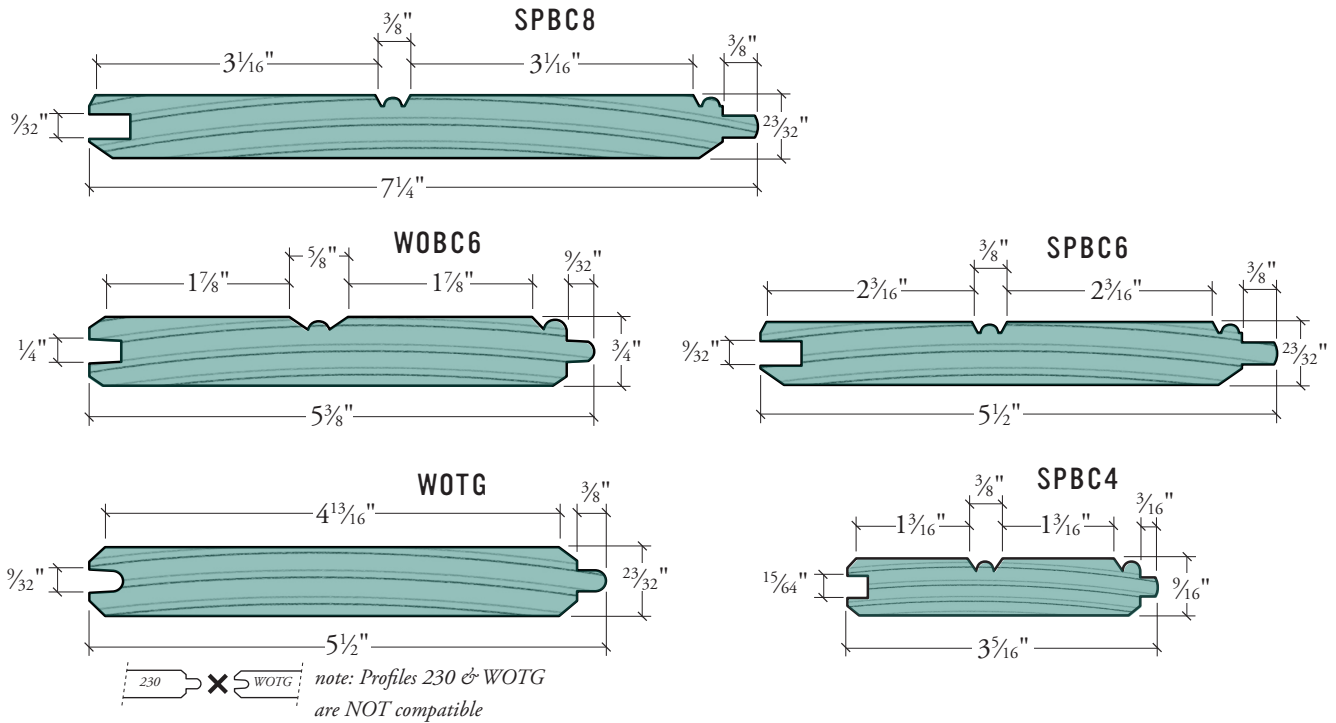




TONGUE & GROOVE

WINDSORONE PROTECTED SPECIALTY BOARDS

WITH A **30**yr LIMITED* WARRANTY
protects against rot, insects & mold



| PROFILE | PATTERN# | DESCRIPTION | NOM. SIZE | NET THICK | NET WIDTH |
|---------|----------|-------------------------------------|--------------|-----------|-----------|
| | SPBC4 | Standard Tongue & Groove Beadboard | 5/8 x 4 x 16 | 1/16" | 3 5/16" |
| | SPBC6 | Standard Tongue & Groove Beadboard | 1 x 6 x 16 | 23/32" | 5 1/2" |
| | SPBC8 | Standard Tongue & Groove Beadboard | 1 x 8 x 16 | 23/32" | 7 1/4" |
| | WOBC6 | Wide Bead Tongue & Groove Beadboard | 1 x 6 x 16 | 3/4" | 5 3/8" |
| | WOTG | V-Groove Board | 1 x 6 x 16 | 23/32" | 5 1/2" |

* **SEE FULL INSTALLATION INSTRUCTIONS.** WindsorONE should be stored, installed, handled & maintained correctly for the best performance.
 For complete installation guidelines & the WindsorONE Protected Warranty, visit WindsorONE.com or call 888.229.7900.

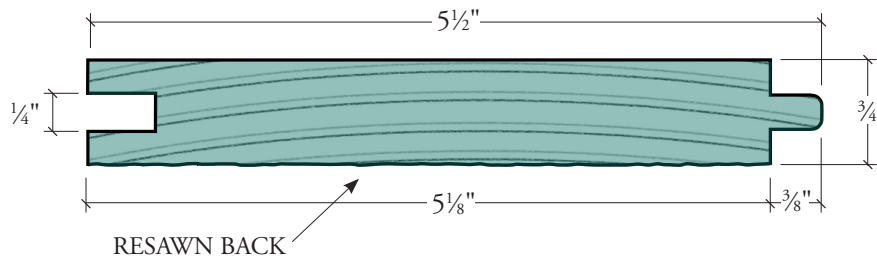
737 Southpoint Blvd. Ste. H, Petaluma CA 94954 | p: 888.229.7900 | f: 707.665.9698 | WindsorONE.com



20' PLANTATION

**HAWAIIAN REVERSIBLE ROUGH-SAWN ON 1 SIDE
WINDSORONE PROTECTED SPECIALTY BOARDS**

WITH A **30_{yr}** LIMITED* WARRANTY
protects against rot, insects & mold



| PROFILE | PATTERN | DESCRIPTION | NOM SIZE | NET THICK | NET WIDTH |
|---|------------|--|----------|-----------|-----------|
|  | plantation | Plantation: Reversible, Rough Sawn on 1 Side | 1x6 | 3/4" | 5 1/2" |

*SEE FULL INSTALLATION INSTRUCTIONS. WindsorONE should be stored, installed, handled & maintained correctly for the best performance. For complete installation guidelines & the WindsorONE Protected Warranty, visit WindsorONE.com or call 888.229.7900.

737 Southpoint Blvd. Ste. H, Petaluma CA 94954 | p: 888.229.7900 | f: 707.665.9698 | WindsorONE.com

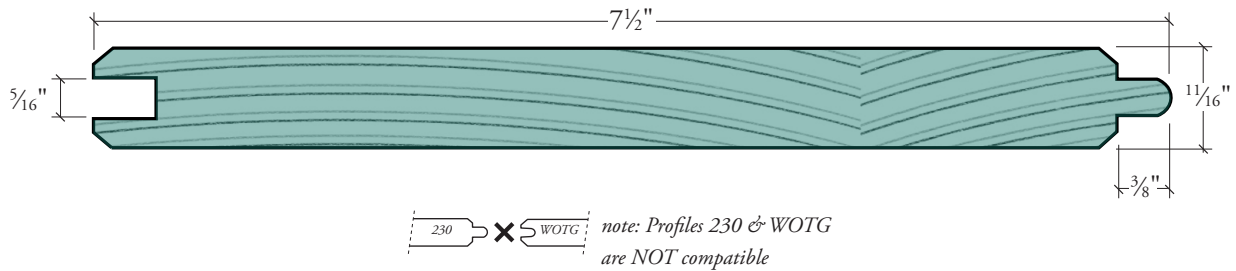




TONGUE & GROOVE

WINDSORONE PROTECTED SPECIALTY BOARDS

WITH A **30**yr LIMITED* WARRANTY

protects against rot, insects & mold



| PROFILE | PATTERN# | DESCRIPTION | NOM SIZE | LENGTH | NET THICK | NET WIDTH |
|---|----------|----------------|----------|--------|-----------|-----------|
|  | 230 | V-Groove Board | 1x8 | 16' | 1 1/16" | 7 1/2" |
|  | 230 | V-Groove Board | 1x8 | 20' | 1 1/16" | 7 1/2" |

*SEE FULL INSTALLATION INSTRUCTIONS. WindsorONE should be stored, installed, handled & maintained correctly for the best performance. For complete installation guidelines & the WindsorONE Protected Warranty, visit WindsorONE.com or call 888.229.7900.

737 Southpoint Blvd. Ste. H, Petaluma CA 94954 | p: 888.229.7900 | f: 707.665.9698 | WindsorONE.com